

HON

Accelerate[®]





ACCELERATE YOUR
SPEED OF BUSINESS

MAXIMIZE YOUR FREEDOM

Today's fast-paced companies have to be ready for anything. Accelerate is designed to adapt and grow at the speed of business. The thin profile and clean lines offer a range of aesthetic options to maximize design freedom. The versatile selection works great alone, or even better when combined with other HON products to maximize planning freedom. Accelerate your speed of business, and be ready for anything.



Shown with Systems worksurfaces, Voi® supports and storage; Nucleus® task chairs, Flock® seating and tables. Inspired by the Seedling color palette .



Shown with Flagship® storage and Lota® seating. Inspired by Butterscotch color palette.






Shown with Coordinate Height Adjustable Bases, Systems worksurfaces, Contain® storage and Nucleus seating. Inspired by Balance color palette.



Shown with Systems worksurfaces and Voi storage/supportst and Lota® seating. Inspired by Diplomat color palette.



OPTIMIZE YOUR SPACE

Accelerate offers 72" panels, making it possible to configure a workstation with only two panels and a minimal number of components.

Frameless glass can be added to panels to customize workstation height and create an added level of privacy.

Voi storage and O-Leg supports complement Accelerate panels to create a contemporary, open environment.



A. 120-DEGREE WORKSURFACE

120-degree worksurfaces and connectors support a wide variety of workstation layouts, while surrounding users with the tools they need to succeed.

Shown with Contain® storage, Preside® tables, Ignition® and Flock seating. Inspired by Autumn color palette.

ONE EASY DECISION

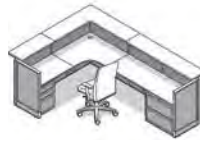
From reception areas to open environments to teaming spaces, Accelerate delivers a perfect fit. Designed to accommodate multiple configurations through a single solution, Accelerate provides design flexibility throughout each area of your space. The 120-degree connectors and worksurfaces put everything within reach, supporting a more efficient workspace. The optimized selection and versatile 72" panels use fewer parts, making it simple to plan, order, install and reconfigure.



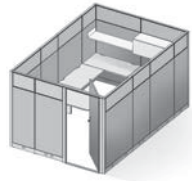
DEFINE YOUR SPACE

Accelerate offers multiple configurations from a single solution so you can adapt at the speed of business.

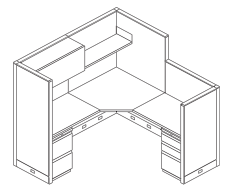
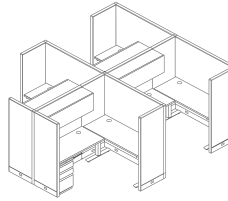
RECEPTION



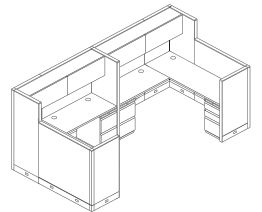
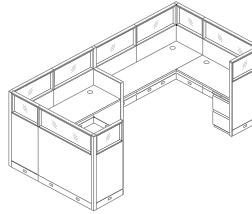
MANAGER



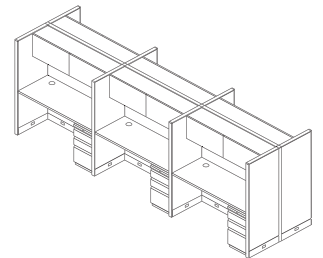
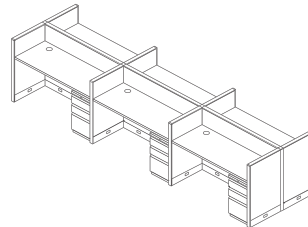
INDIVIDUAL OFFICES




TEAMING



TOUCHDOWN





DEFINE YOUR SPACE

A. OPEN AND TEAMING

Clear frameless glass panels combine with a variety of work surface configurations to create an open and collaborative environment with access to natural light.

B. RECEPTION

The workplace is a reflection of your company's culture. Accelerate combines versatility and selection to create the right look and leave a lasting impression.

C. MANAGER

Add a swinging panel door to increase privacy and transform a workstation into a private office.



Shown with Flagship storage and Ignition seating. Inspired by Energy color palette.



Shown with Flagship storage and Endorse seating. Inspired by Meadow color palette.





Shown with Voi storage and Ignition seating. Inspired by Autumn color palette.



Shown with Voi storage and Nucleus seating.
Inspired by Galaxy color palette.

STYLE THAT PERFORMS

Accelerate combines style, selection and quality construction to provide unparalleled value. Its high-performance design features thin profile glass panels, personal storage elements and a variety of worksurface options, all working together to provide value for years to come. Add in the confidence you'll receive from the HON Full Lifetime Warranty, and it's easy to see how Accelerate will quickly become one of your most valuable assets.



ATTENTION TO DETAIL

Accelerate is designed to work in a wide variety of spaces and support different work styles. Choose the elements you want and create a space that suits your individual needs.

A. FRAMELESS GLASS

Clear or frosted frameless glass provides clear sightlines and increases access to natural light.

B. STACKABLE PANELS

Stackable glass or fabric panels support limitless layout possibilities, up to 80"H. Stackers are load bearing.

C. PANELS

Accelerate panels are available in fabrics that complement any aesthetic, or in clear or frosted glass for increased natural light.

D. TRIM

Top cap, end cap and baserail trim support a clean and contemporary design aesthetic.

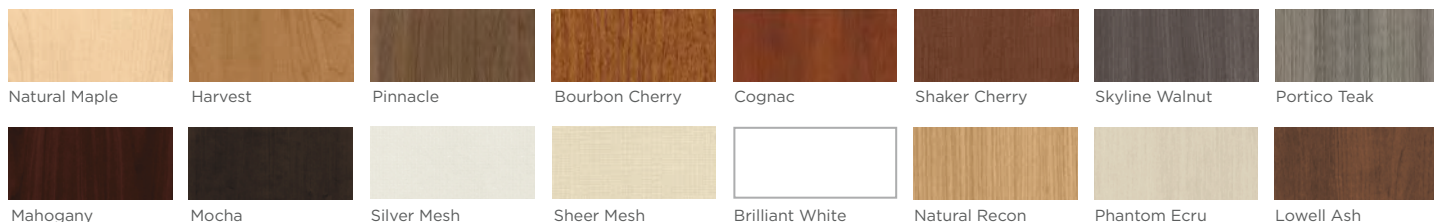
E. WORKSURFACE

Worksurfaces are available in a variety of shapes and sizes to support countless configurations, and come standard with grommets or scallops that provide easy access to wiring.

F. TECHNOLOGY

Metal base rail supports quick access to data and power and keeps networking neatly concealed and organized.

FINISHES



Shown with Voi storage and Nucleus seating. Inspired by Academy color palette.



COORDINATE WITH ACCELERATE

Accelerate panels are compatible with other HON products, like Voi worksurfaces and Flagship® or Brigade® personal storage. This adaptable design approach further expands planning options to create environments that are unified both aesthetically and functionally. The interchangeable components allow you to customize your space with a clean, contemporary look, and change your mind without changing your furniture.

Shown with Brigade storage and Lota seating. Inspired by Butterscotch color palette.



Shown with Flagship storage and Ignition seating. Inspired by Meadow palette.



GREAT ALONE. BETTER TOGETHER.

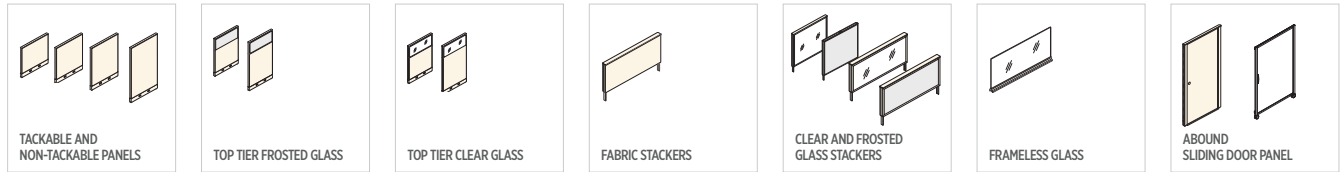
Abode desks are designed to work seamlessly with HON Accelerate® and Abound® panel systems to create effortless integration and assembly. When creating workstations Abode desks with Accelerate panels supports a variety of configurations to support greater personalization.



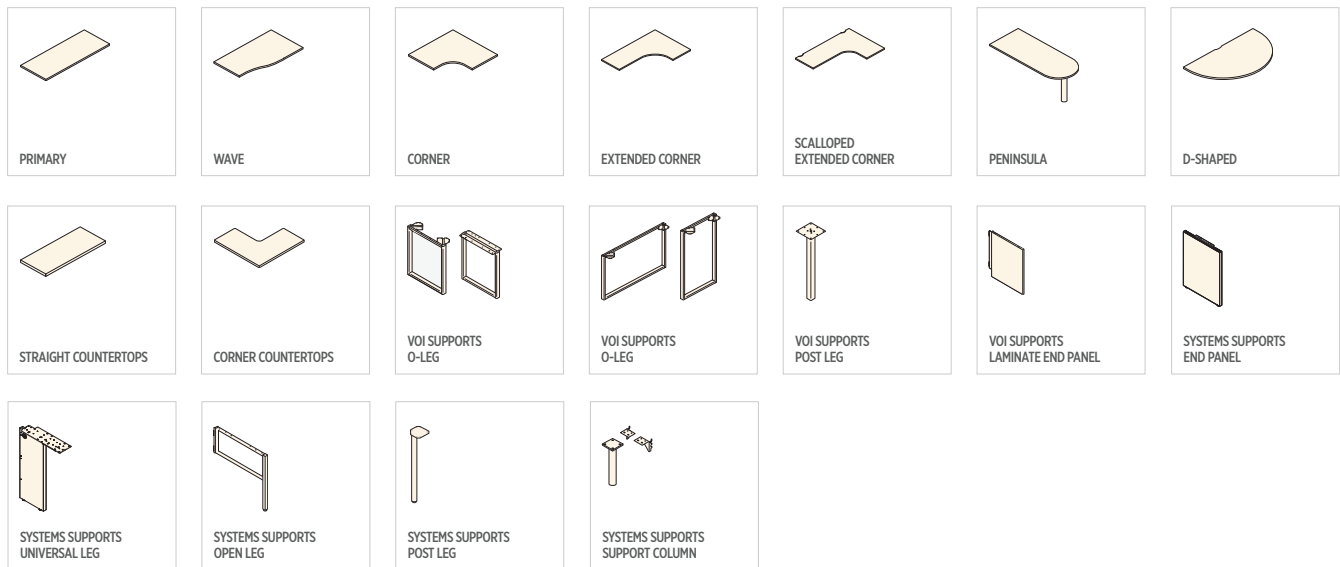
Shown with Voi storage and Nucleus seating. Inspired by Galaxy color palette.



PANELS




WORKSURFACES



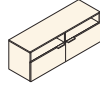

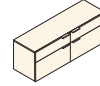
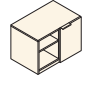



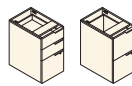









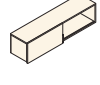













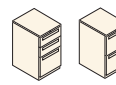
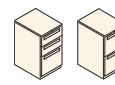
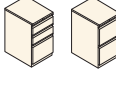
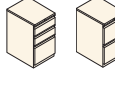
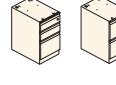
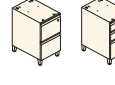





ACCESSORIES





STORAGE

 VOI LOW CREDENZA OPEN	 VOI LOW CREDENZA LH DRAWER	 VOI LOW CREDENZA OPEN TOP	 VOI LOW CREDENZA 4 STORAGE DOORS	 VOI LOW CREDENZA 2 FILE / 2 BOX	 VOI MOBILE CREDENZA	 VOI MOBILE PEDESTAL
 VOI STORAGE TOWER PERSONAL	 VOI STORAGE TOWER 50" & 65" WARDROBE	 VOI BOX/BOX/FILE & FILE/FILE PEDESTAL	 VOI NARROW BOX/BOX/FILE PEDESTAL	 VOI STANDING HEIGHT PEDESTAL	 VOI STANDING HEIGHT TOWER	 VOI 2-HIGH LATERAL FILE
 VOI FILE CENTER	 VOI BOOKCASE SUPPORT	 VOI STANDING HEIGHT SUPPORT STORAGE	 VOI PEDESTAL CUSHION	 VOI CREDENZA CUSHION	 VOI OVERHEAD CABINET WITH SLIDING DOOR	 VOI OVERHEAD CABINET WITH DOORS
 VOI OVERHEAD CABINET WITH MIXED MATERIAL DOORS	 VOI O-LEG SUPPORT FOR OVER- HEAD CABINET: 50" & 65"	 VOI SHELF FOR OVERHEAD CABINET	 SYSTEMS METAL OVERHEAD CABINET WITH DOORS	 SYSTEMS LAMINATE OVERHEAD CABINET WITH DOORS	 SYSTEMS OPEN STORAGE CABINET	 SYSTEMS OPEN STORAGE CABINET
 SYSTEMS OVERHEAD CABINET	 SYSTEMS OPEN SHELF	 SYSTEMS FLIPPER DOOR OVERHEAD CABINET ETA OR FULLY ASSEMBLED	 SYSTEMS RECEDING DOOR OVERHEAD CABINET	 SYSTEMS PANEL MOUNTED SHELVES ETA OR FULLY ASSEMBLED	 FLAGSHIP STANDARD HEIGHT MOBILE PEDESTAL BOX/BOX/FILE & FILE/FILE	 FLAGSHIP STANDARD HEIGHT FREESTANDING PEDESTAL BOX/BOX/FILE & FILE/FILE
 BRIGADE STANDARD HEIGHT MOBILE PEDESTAL BOX/BOX/FILE & FILE/FILE	 BRIGADE STANDARD HEIGHT FREESTANDING PEDESTAL BOX/BOX/FILE & FILE/FILE	 CONTAIN PLINTH SUPPORT PEDESTALS BOX/BOX/FILE & FILE/FILE	 CONTAIN FOOTED SUPPORT PEDESTALS BOX/BOX/FILE & FILE/FILE	 CONTAIN METAL PERSONAL TOWER	 CONTAIN FOOTED PERSONAL TOWER	 CONTAIN METAL SIDE ACCESS PERSONAL TOWER

GET DOWN TO BUSINESS

Combining quality, versatility, clean aesthetics and affordable pricing, Accelerate delivers the value that helps companies get down to business smarter, faster and easier than ever before.



HON®

The HON Company
200 Oak Street, Muscatine, IA 52761
800.833.3964 | hon.com

© 2017 The HON Company, Form No. H5016 (5/17)
To view the registered and unregistered trademarks owned and used by The HON Company, visit hon.com/protected-marks. Models, upholstery and finishes are subject to change without notice.



DESIGNED, ENGINEERED
& ASSEMBLED IN THE USA

